



'18 Klondike of Yesteryear



Relive-Revive-Thrive




Relive the fun of an old fashion Klondike!

Traditional games * Best mustache * Best beard

Old fashioned campsite gateways

Obstacle course and more



CAMP STONEHAVEN

4670 ALBRIGHT RD RANSOMVILLE NY 14131

Journey back with us

January 26, 27, 28, 2018



- sponsored by -

Polaris District, Greater Niagara Frontier Council, Boy Scouts of America

Polaris District, Greater Niagara Frontier Council, Boy Scouts of America

Version 1

Contents

General Information.....	3
Fees and Registration.....	3
Check - In.....	3
Camping Information	3
Leaders Meeting - Cracker Barrel	4
Uniforms & Colors	4
Religious Services.....	4
Meals.....	4
Awards & Recognition.....	4
Sustainability	5
Contact Information	5
Health & Safety	5
First Aid.....	5
Medications & Health Forms	5
Be Prepared	5
Safety.....	6
Security	6
Events.....	7
Mustache and Beard Tussle	7
Scoutmaster Cook Off	7
Gateway Challenge	8

Yukon Silver Obstacle Course.....	9
Keeney Compass Challenge	9
Radioactive Isotope.....	9
Fire Building	10
Eight Knot Contest	10
Multiple Person Ski	11
Klondike Carrier	11
The Dan Ingram Memorial Klondike Sled Race.....	12
Patrol Equipment List.....	12
Schedule of Events.....	13
Camp Stonehaven Map.....	15

General Information

Fees and Registration

Preregistration is required. The participation fee for this Camporee is \$12.00 per person (youth or adult). For registrations after January 18, 2018 a late fee of \$5 per person will be charged.

Register online at www.wnyscouting.org/polaris/klondike/

Each youth must be a registered Boy Scout, Venture, or Explorer to attend. Webelos may attend if sponsored by a host troop.

Check – In

Check in will be from 5:00 PM to 8:00 PM at the Leaders Lodge. (See the Camp Stonehaven map at the end of this guide.) (Don't be late and miss the opening bonfire at 8:00 PM!) A unit roster must be provided to the Camporee Staff at check-in. The Unit Roster can be found at the end of this guide.

Camping Information

Units will be assigned to a campsite or cabin (you must pre-register and pay for a cabin with the GNFC Service Center prior to the Camporee). Final campsite assignments will be communicated via email one week before the event. Units should be prepared to transport their gear by foot from the parking area.

District staff will conduct campsite inspections Saturday afternoon. Campsite and Gateway inspection criteria:

- Unit identification (flag or sign)

- Tents properly erected and lined up
- Unit gear properly stored
- Patrol areas identified and neatly maintained
- Personal gear properly stored
- Dining shelter present
- Cooking and serving areas clean and organized
- Food properly stored
- Cooking equipment and utensils neatly stored
- Water supply (cooking and drinking) on hand
- Cleaning facilities evident, including item used to screen grey water
- Menus and duty rosters posted
- First aid kit present and visible
- Stove and lantern fuels safely stored
- Fire extinguisher present
- Roster and Camporee schedule posted
- Gateway originality and alignment to the Klondike theme

Leaders Meeting - Cracker Barrel

Each unit should send the Senior Patrol Leader and Scoutmaster to the meeting on Friday at 9:00 PM and Saturday following the closing show at the Leaders Lodge.

Uniforms & Colors

Field uniform (Class A) should be worn throughout for opening flags, closing flags, and the religious service. Activity (Class B) uniforms may be worn Friday, Saturday and Sunday during the rest of the day. American flag and unit flags should be displayed near the entrance of each campsite. Please bring flags to the opening flag ceremony.

Religious Services

All are encouraged to attend the religious service offered on Saturday evening.

Meals

Units are responsible for all meals. Please make sure you a lot enough time to serve your meals and clean-up properly.

Awards & Recognition

All youth and adult participants will receive a Camporee patch. Recognition will also be given out for participation in other activities, including:

- Campsite gateway contest
- Campsite inspections

Sustainability

The Camporee has set a goal to be a zero-impact event. Units will be encouraged to follow Leave No Trace guidelines. Please plan your weekend to help minimize our impact.



Contact Information

Camporee Chair: Aaron Swanson

716-249-9155 (cell) cricket119swanson@gmail.com

Staff Advisor: Bob Blatz

716-512-6215 (office) Bob.Blatz@scouting.org

Health & Safety

First Aid

All medical injuries/illnesses must be reported to the Camporee Health Warden. The Health Warden and contact information will be announced at the Friday night Bonfire and Cracker Barrel. Staff will also be in the Leaders Lodge.



If an event occurs requiring medical attention and the individual can make it to the Leaders Lodge, he/she should be escorted there. If the individual has a serious injury, do NOT move them and **call 911 then the** Camporee Health Warden. Medical personnel will be dispatched to the site of the medical emergency as needed.

Medications & Health Forms

Each unit attending the Camporee should have individual medical histories for each Scout and adult. Health forms should be kept by the unit leader and made available to our medical staff as needed. Download the BSA form at http://www.scouting.org/filestore/HealthSafety/pdf/680-001_AB.pdf

Medications should be handled per unit policy. From the BSA Guide to Safe Scouting: The taking of prescription medication is the responsibility of the individual taking the medication and/or that individual's parent or guardian. A leader, after obtaining all the necessary information, can agree to accept the responsibility of making sure a youth takes the necessary medication at the appropriate time, but BSA does not mandate or necessarily encourage the leader to do so. Read the full BSA medication guidelines at

http://www.scouting.org/filestore/HealthSafety/pdf/SAFE_USE_OF_MEDICATION_IN_Scouting.pdf

Be Prepared

- Training—One adult from each unit must complete Weather Hazards training at my.scouting.org (current within two years).
- Each Unit MUST have a minimum of two (2) adults with an adult / youth ration of at least 1 adult for every 10 youths.
- Hydration—Remind Scouts to drink enough liquids throughout the day. Everyone should bring their own water bottle for the weekend. More information: <http://www.riskmanagementinscouting.com/proper-hydration-are-you-paying-attention/>
- Cold Weather-Related Health Issues—Review the symptoms of cold weather health conditions with your unit and report any instances to the closest medical tent for observation and treatment.
- Potable Water—Any unit camping at the Camporee should bring water jugs to carry at least 10 gallons. Water

spigots will be available throughout Camp Stonehaven.

- Toilet Facilities—Latrines are available throughout Camp Stonehaven (Look for the “L” on the Camp Stonehaven map).

Safety

- All Units should follow the Guide to Save Scouting.
- Youth Protection—All adults staying over-night with a unit must have taken BSA Youth Protection Training at my.scouting.org within two years of the date of the Camporee. Guests who are staying with a unit for the day do not require this training although we are recommending that it be completed by all adult participants.
- Buddy System—Scouts should utilize the buddy system at all times. Unit leadership should know where each group of buddies are in case of emergency.
- Fires—Cooking fires will be allowed at this event in the designated fire rings in each campsite or near each cabin. Units may also cook with propane or white gas stoves. Liquid fuels should be stored appropriately. For more information please refer to <http://www.scouting.org/filestore/pdf/680-013WB.pdf>. It is also recommended that all units provide fire extinguishers, appropriate for the fuel being used in case of cooking area fires. No flames are allowed in tents. In no case, should youth or adults try to fight fires that are out of control. Fire emergencies should be reported to the Camporee Chair: Aaron Swanson
- Inclement Weather—In the event of unforeseen severe weather, (thunderstorms/high winds/flooding/snow/sleet/ice), a general siren/signal will be sounded. When this signal is heard, all leaders should congregate with their units, ensure that all members are present (take a head count), and proceed to the nearest permanent shelter. Further details to be discussed at the Friday evening leader’s meeting.

Security


There will be a group of Health & Safety personnel, who we are identifying as “Safety Resource Officers”, (SRO). They will be patrolling the campsites, looking for safety violations, or unsafe conditions. It is not the intent of these volunteers to point out trivial problems, but rather to work with you, the unit leaders, to achieve a safe and enjoyable environment for our scouts. If you have any issues, relating to Health & Safety, please be sure to stop these individuals and let them know of your concerns!

Events

Mustache and Beard Tussle

Fire Ring Closing Campfire:

Young and Old, Men and Women are hereby challenged to see who has the best Mustache and Beard. Mustache competition will be judged by length, creativity and color.... Beard will be a competition judged by length, strength, creativity and color. Everyone is encouraged to participate contest is open to all. (False Beards and Mustaches are allowed. You do not need to grow your own)



Scoutmaster Cook Off

Leader lodge:

Open to all Adults, it's time to see if you have the stones for stew.

All entries must include something of the theme of Scout days past.

The Stew should also include something to represent a mustache and/or beard theme (ex. 'beard' bowl, bow ties as mini mustaches) and must be cooked in camp.



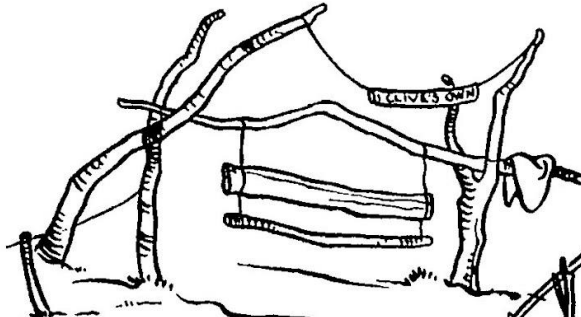
Gateway Challenge

EVERY SITE:

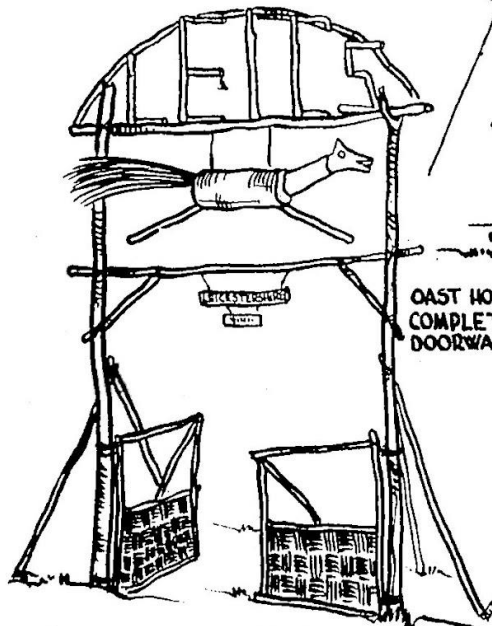
Each Troop should make an old school Gateway, a remembrance of days past. Gateway must include Troop Number, Town and some sort of Scout theme (Knots, Motto, Scout Emblem,) There will be a First Second and Third prize given at closing Campfire

WELSH JAMBOREE CAMP GATEWAYS

PICTON CASTLE
HAVERFORDWEST
AUGUST 1952

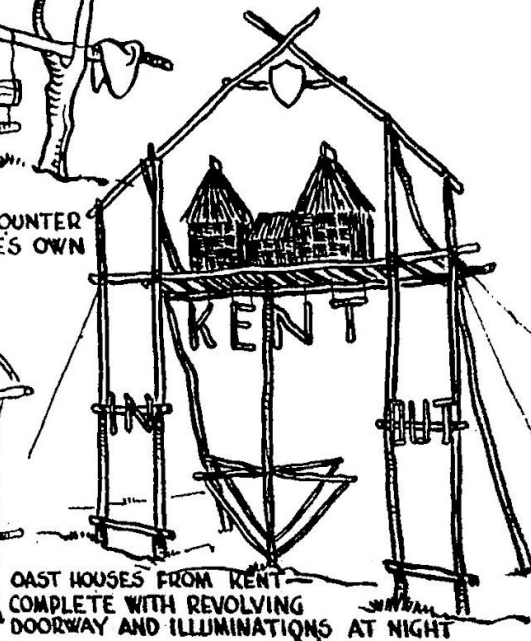


AN INGENIOUS AND EFFECTIVE COUNTER
BALANCE GATE BY THE 1ST CLIVES OWN




THE HUNTING COUNTRY WAS WELL
REPRESENTED BY THIS CLEVER FEATURE
FROM LEICESTERSHIRE

G. R. DOXE
1952



OAST HOUSES FROM KENT
COMPLETE WITH REVOLVING
DOORWAY AND ILLUMINATIONS AT NIGHT



WHILST NORTHAMPTONSHIRE
ADVERTISED ITS MAIN INDUSTRY IN
THIS STRIKING FASHION.

Yukon Silver Obstacle Course

Pines Camp site / Picnic Area / Fire Ring:

Each Patrol member will have a chance to test their abilities through the obstacle course and ring the bell to stop the clock

All patrol members must take part as it will be the best three times added up to give the patrol their total.

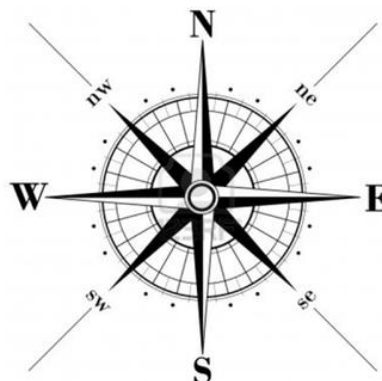
(Timed event one point for a patrol flag, one point for patrol flag taken on the course {only one time per patrol}, one point for patrol yell)

Keeney Compass Challenge

Leaders lodge:

Scouts will be given multiple sets of compass coordinates using the Keeney wheel they will have to determine the hidden message ...

(Timed event fastest time for correct word)



Radioactive Isotope

Cabin One:

Teams of Scouts will have to move the deadly powder core using only the equipment provided, then carry it through a bunch of different hurdles till they reach the safe room, transition through the doorway and deposit the Isotope in the container. Multiple cores must be moved in three size challenge groups.

(5, 10,15 points for each challenge level completed. Dropping the isotope will count as end to that level and you will have to move on to the next level. Time reward given of 3,2 1, points for fastest three times)

Fire Building

Troop 107 Lean to:

Each patrol will have to build a small fire. Have it ablaze long enough to burn the string in half, hung across the fire.

(Time event)

*No outside fire starters allowed. Must use Natural Material found in camp.



Eight Knot Contest

Cabin Two:

This is a race against time, and correct knot tied. One point for each correct knot, one point for log suspended designated height.

3, 2, 1 awarded for fastest time {time points will only be awarded for ALL knots tied correctly and proper height}

Eight Knot Contest

This is a race against time
can be an individual or
Patrol contest.

TWO HALF HITCHES

SQUARE KNOT

BOWLINE

CLOVE HITCH

TAUTLINE HITCH

SHEET BEND

TIMBER HITCH

SHEEP SHANK

To hold the contest you'll need four ropes of equal diameter, three six foot long, one twelve foot long. A two foot long log about six inches in diameter, and two trees 12-16 feet apart. The contest begins with all the ropes and the log laid out, untied, on the ground, and ends when the knots are all tied and the log is suspended off the ground.

SCOUTMASTERCG.COM

Multiple Person Ski

Niagara Cabin:

Each Patrol must work together to walk and steal the bacon using the multi skis across a distance, turn around and return with the bacon... (Timed event and one point for getting the bacon without dropping it, one point for patrol flag carried and displayed the entire trip without dropping AND 5 points for patrol yell followed by a Scout song sung the entire time)

Klondike Carrier

Stone Lean to:

Each patrol will have to lash together a working wheel barrel. Lashing must include 2 square, 2 diagonal and 1 tripod lashing. After lashing is complete, testing of wheel barrel is required. Patrol leader will have to push the loaded wheel barrel through a set course and return ...

Each patrol must bring enough rope to complete all the lashings. Para cord thickness rope works best. (Thick rope will not work.)

(Timed event, 1 point for each correct lashing, 5 points for not dropping items out of wheel barrel)

{Pole materials will be provided by Klondike committee}



The Dan Ingram Memorial Klondike Sled Race

Parking lot:

Starting in the Parking lot all race participants, Scouts and Scouters

will gather in the lot with their sleds and patrol items. Scouts will go first and have the opportunity to win this year's sled race trophy.

Adult Scouters will have the opportunity to race to see if they if they still are as tuff as a Boy Scout. Scouters must follow the same rules and have a patrol name, yell, flag and patrol gear to run the race. (A cheap useless prize will be given to winning team) {oxygen will NOT be provided along the route, sitting off to the side or collapsing are expectable}

Klondike Committee will have an even cheaper and extremely useless prize for those who tried and flopped.

Patrol Equipment List

- At Least one Patrol Member with a killer mustache or beard
- Comb/brush for mustache or beard
- Scout Handbook
- 200 feet of rope Para cord thickness for lashing
- Sled
- Compass
- Flint and Steel
- Matches
- Pillow case
- Small first aid kit
- Water bottle
- Snack for judge at parade field (All judges like Bacon)
- One troop neckerchief
- Pen / Pencil
- Patrol Flag

*PATROLS WILL ONLY NEED TO BRING ROPE FOR LASHING GAME, ALL OTHER GAMES REQUIREING ROPE WILL BE PROVIDED BY KLONDIKE COMMITTEE / **One point for each patrol item on list***

Schedule of Events

Friday, January 26

- 5:00 pm Registration & Setup
- 9:00 pm SM/SPL Meeting & Cracker Barrel
- 11:00 pm Taps

Saturday, January 27

- 7:00 am Reveille and Unit In-Site Breakfast
- 8:00 am Non-Camping Units Registration
- 8:15 am Opening Flags
- 8:30 am Patrol Competitions
- 12:00 pm Unit In-Site Lunch
- 1:00 pm Patrol Competitions Resume
- 3:00 pm Patrol Competitions Ends
- 3:00 pm Stew Cook off Judging
- 3:15 pm Program Areas turn in score sheets
- 3:15 pm Dan Ingram Sled race begins
- 4:45 pm Closing Flags
- 5:00 Unit In-Site Dinner
- 7:00 Religious Services
- 8:00 Closing Campfire / Awards / Mustache & Beard Tussle
- 9:30 pm SM/SPL Cracker Barrel
- 11:00 pm Taps

Sunday, January 28

- 7:00 am Reveille and Unit In-Site Breakfast
- 9:00 Check Out

POLARIS KLONDIKE 2017
 JANUARY 26-28
Unit Roster

Troop # _____ District: _____

This form must be turned in at registration

Adults	Position

Youth:

Senior Patrol Leader: _____

Patrol:	Patrol:	Patrol:
PL:	PL:	PL:

Camp Stonehaven Map

